# 800 AMP TRANS "S" CURRENT TRANSFORMER CABINET (NEMA 3R) UP TO 800 AMP., 600V AC RATED

**CATALOG NUMBER:** NAV-AE-TS800-3

NAV-TECH INCORPORATED

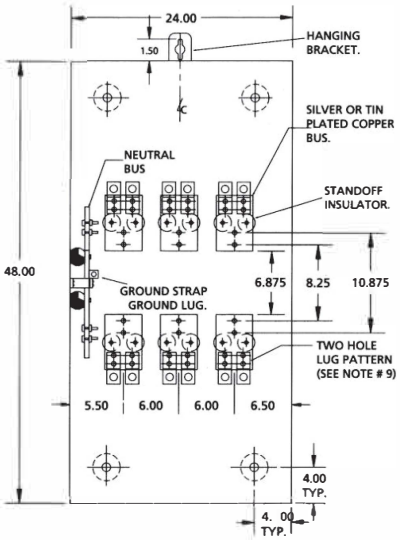


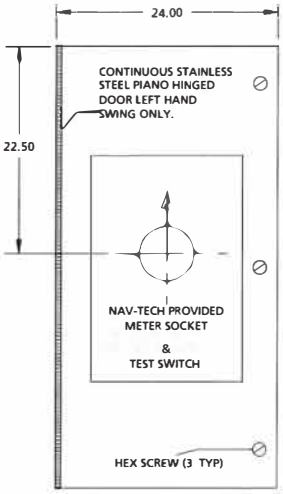


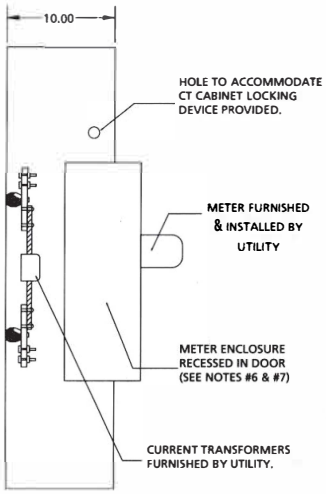


SIDE VIEW

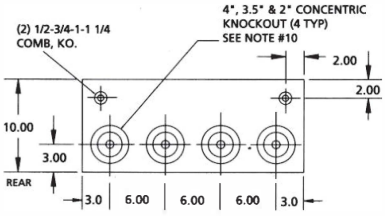


BOTTOM VIEW

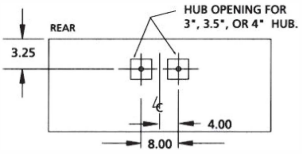


TOP VIEW

1. CABINET SHALL BE RATED NEMA 3R AND SHALL BE CONSTRUCTED FROM CODE GAUGE GALVANIZED OR GALVANNEALED STEEL.
2. BUS BAR SHALL BE SILVER OR TIN PLATED AND SHALL BE SIZED PER THE NEC.
3. BUS BAR SHALL BE MOUNTED IN THE CABINET BY MEANS OF STANDOFF INSULATORS OR INSULATED MOUNTING BRACKETS. INSULATING MATERIAL SHALL CONFORM TO THE APPLICABLE SECTIONS OF UL 746 AND UL 94. THE CABINET SHALL BE UL, CON EDISON AND N.Y.C. ADVISORY BOARD APPROVED.
4. THE RIGHT HAND SIDE OF THE CABINET SHALL ALLOW FOR LINE AND LOAD CABLES, TO ENTER AND EXIT THROUGH THE TOP OR THE BOTTOM OF THE CABINET. THIS SPACE SHALL ALLOW FOR THE CABLES TO MEET THE MINIMUM BENDING RADIUS TO NEAREST PHASE OR NEUTRAL BUS. AS PER THE NEC.
5. THE SHORT CIRCUIT WITHSTAND CAPABILITY OF THE CABINET ASSEMBLY SHALL BE RATED AT 50,000 RMS SYMMETRICAL AMPERES.
6. CABINET DESIGN SHALL HAVE PROVISIONS FOR A SOLID DOOR TO ALLOW FOR THE METER ENCLOSURE TO BE MOUNTED REMOTELY FROM THE CABINET.
7. METERING COMPARTMENT TO BE TOTALLY ISOLATED FROM CT COMPARTMENT FOR REMOTE USE. USE CAT. NO. RTS800-208 WITH MS10P IN THESE CASES TO CONFORM TO MES # 195.
8. MANUFACTURER SHALL FURNISH AND INSTALL 1/2-13 STUDS WITH SPLIT LOCK WASHERS AND HEX NUTS FOR CT MOUNTING.
9. USE ONLY MANUFACTURER'S APPROVED LUG PROVIDED. (2) LUGS PER TERMINAL, EACH RATED FOR (1) 600 MCM-#4 OR (2) 250 MCM -#4 CABLES.

   **ONLY FACTORY PREFABRICATED KNOCKOUTS ON THE ENCLOSURE SHALL BE USED**

10. TRANS "S" UNIT SUPPLIED WITH FURNISHED METER PAN AND CT WIRING UPON UTILITY APPROVAL
11. SECURITY HARDWARE TO BE PROVIDED FOR CT CABINET DOOR AND METER ENCLOSURE COVER (TO BE INSTALLED BY CONTRACTOR).
12. 265/460 VOLT SERVICE REQUIRES A DISCONNECT SWITCH BEFORE THE CT CABINET.
13. UTILITY LOCKING PROVISIONS AVAILABLE WHEN REQUIRED